


Personal Shredder

Contemporary Design and Whisper Quiet Operation for Today's Office Environment




MODEL 1400CC series

Actual Shred Sizes



1/8" x 1"



1/16" x 9/16"

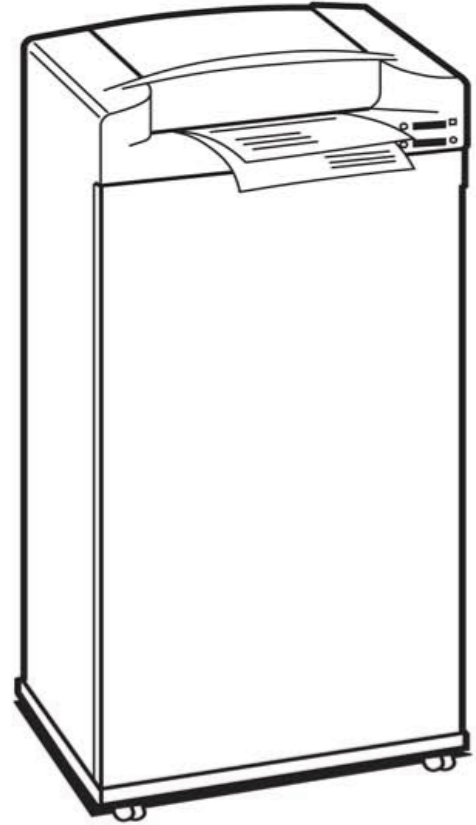
Designed to meet the needs of any office, the Olympia 1400 series will shred up to 16 sheets of paper, including paper clips and staples, meeting today's security challenges. Automatic operation starts the shredder the moment confidential documents enter the machine and stops when the job is done - hands free operation clear and simple.

The uniquely designed horizontal feed makes the Olympia 1400 series one of the top choices of all office shredders. Fully featured, simplistic to use - Olympia series of shredders - the right choice.

MODEL 1400CC Series

Features

- Extremely quiet operation
- New contemporary design
- Electronic system with microprocessor control
- Full bag, jam, and door open indicators
- Front loading paper feed
- Auto Start / Stop
- Continuous duty motor-maintenance free



Specifications

| | |
|-----------------------|-------------------|
| Shred Size (1400.4CC) | 1/8" x 1" |
| Shred Type (1400.4CC) | Cross-cut |
| Capacity (1400.4CC) | 13-16 sheets* |
| Shred Size (1400.2CC) | 1/16" x 9/16" |
| Shred Type (1400.2CC) | Cross-cut |
| Capacity (1400.2CC) | 8-10 sheets* |
| Speed | 20 ft. per minute |
| Throat Size | 9 1/2 inches |



Can accept staples



Can accept paperclips

| | |
|-------------------|-------------------------|
| Shred Container | 1.5 cubic feet |
| Supply Voltage | 115v |
| Power Consumption | .73hp |
| Dimensions | 15 3/8" x 11" x 29 1/8" |
| Weight | 46 lbs. (unpacked) |
| Accessories | PB1 |

*Based on a range of office papers (variable depending on paper quality, size, weight or grain & sufficient power supply). All measurements are nominal conversions of metric measurements. Subject to engineering changes and color variances.

**Specifications & pricing subject to change without notice