


## In The Office

The safe way: Decentralization...



# MODEL 14.52C

Actual Shred Sizes


  
1/16" x 5/8"

Paper shredders belong in individual offices and departments. Long distances to the next paper shredder create gaps in data security. Olympia model 14.52 offers a well-balanced solution for medium capacities, without compromising on security requirements: illegible strips or cross-cut particles.


# MODEL 14.52C

## Features

- 16" working width to shred computer print-outs: additional work surface provided by shelf or optional top rack
- Elegant, functionally styled design with a compact folding paper shelf
- Dust-free operation with large waste basket, totally mobile on casters.
- Fully automatic operation, user-friendly with visual indicators
- Specially hardened steel cutting cylinders
- Continuous-duty motor is maintenance free



### Actual Shred Size

  
1/16" x 5/8"



Can accept staples



Can accept paperclips

## Specifications

Shred Size	1/16" x 5/8"
Shred Type	Cross-cut
Capacity	11-15 sheets*
Speed	30 ft. per minute
Throat Size	16"

Shred Container	3.8 cubic feet
Supply Voltage	115v
Power Consumption	1.25hp
Dimensions	26" x 17" x 34 5/8"
Weight	121 lbs. (unpacked)
Accessories	PB4

\*Based on a range of office papers (variable depending on paper quality, size, weight or grain & sufficient power supply). All measurements are nominal conversions of metric measurements. Subject to engineering changes and color variances.

\*\*Specifications & pricing subject to change without notice